

13 July 2021		ITEM: 10
Children's Services Overview and Scrutiny Committee		
Thurrock's Education Landscape		
Wards and communities affected: All	Key Decision: N/A	
Report of: Andrea Winstone, Strategic Lead School Effectiveness & SEND		
Accountable Assistant Director: Michele Lucas, Education & Skills		
Accountable Director: Sheila Murphy, Corporate Director for Children's Services		
This report is Public		

Executive Summary

This report to Children's Overview & Scrutiny sets out the current educational landscape within Thurrock. Over the past five years Thurrock has seen a significant change in how our schools are managed. Only one School in Thurrock, Grays Convent High School, has not become either a standalone academy or part of multi academy trust. The education team in Thurrock have developed strong partnerships to ensure our children and young people have strong educational pathways.

1. Recommendation(s)

1.1 Children's Services Overview and Scrutiny to review the current educational landscape and scrutinise the current partnership arrangements.

2. Introduction and Background

2.1 There are 55 schools in Thurrock; 39 primary schools, 13 secondary schools, two special schools and one Alternative Provision, and five colleges.

2.2 All schools in Thurrock are academies or free schools except Gray's Convent High School, which is a Voluntary Aided Catholic school. Academies and free schools receive funding directly from the government and are usually run by an Academy Trust or a Multi-Academy Trust (MAT). There are two Church of England Primary Schools and five Catholic schools, four primary and one secondary all girls' school.

2.3 There are 13 MATs operating within Thurrock, incorporating 44 primary and secondary schools (Appendix 1). There are also a number of standalone

academies which do not form part of a MAT or are what's known as an empty MAT.

- 2.4 There are 236 childcare and early years providers in Thurrock: 53 Day Nurseries or Pre-schools, 28 School based nursery classes and 155 childminders. Of those childminders, 136 are registered as early year's provision and therefore able to provide government funded early education and childcare. Some of these are inactive.
- 2.5 Each year the Council must publish a Childcare Sufficiency Assessment Document that details what early years education and childcare provision is available for families in Thurrock. The Early Years Team (part of the School Effectiveness Team) in Thurrock Council must ensure there is sufficient, good quality early education and childcare for all families.
- 2.6 Families can find out information about the early education and childcare providers through the Council's Family Information Service (FIS) on the AskThurrock website, where they will also find the Thurrock Local Offer, the local offer provides information for our special needs children and young people.
- 2.7 The Council must also publish a Pupil Place Plan to ensure that there are enough school places in the borough. The Education Support Service within the Council uses school admissions information to make pupil forecasts and align pupil places with demand. Where more capacity is needed, it is provided by either adding places to existing schools or opening new schools.
- 2.8 The challenge is to provide the right number of places in the right locations at the right time. We work with other providers to secure a wide range of education options for parents and families.
- 2.9 Schools prioritise admission to their school in catchment areas in line with their individual admissions policies.

3. Context

3.1 Pupil Numbers in Thurrock compared with England

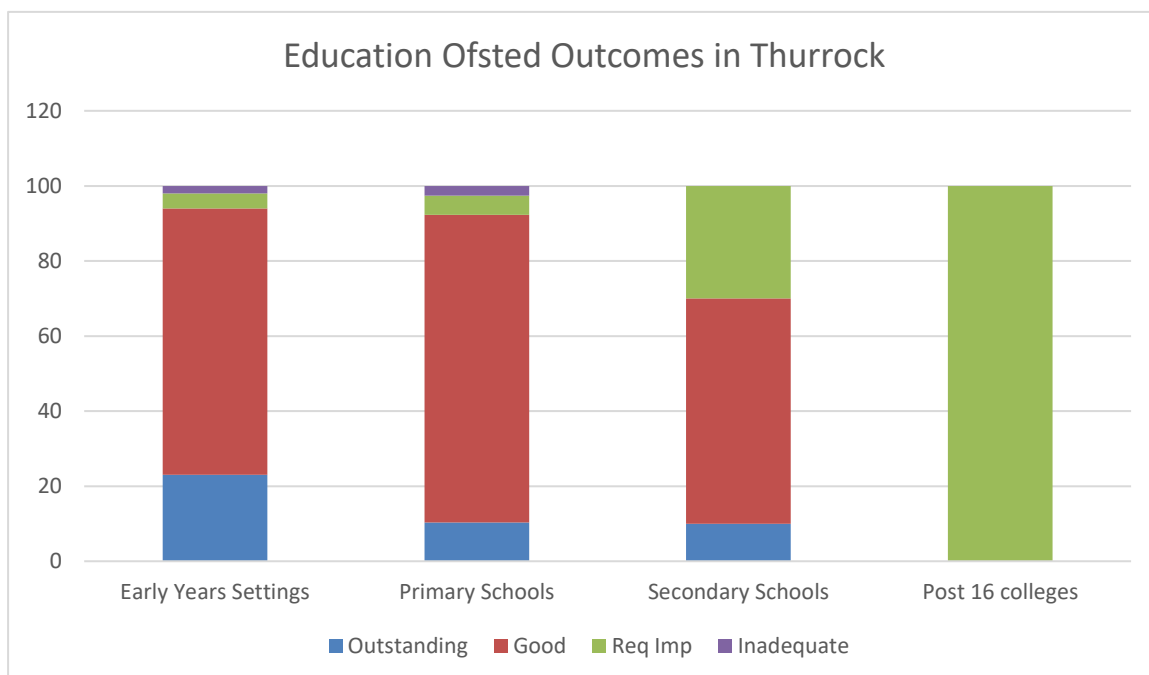
Type of school	Total pupils on roll	% Pupils with EHCP	% Pupils with SEN support	% Boys on roll	% Girls on roll	% Pupils whose first language is not English	% Pupils eligible for Free School Meals
Special schools	364	97%	3%	65.9%	34.1%	13.7%	39%
Secondary schools	11,731	2.8%	11%	50.4%	49.6%	15.4%	14.8%
Primary schools	18,346	2.5%	11.5%	51.5%	48.5%	22.1%	15.1%

England Special	121,738	98.3%	1.6%	72%	28%	14.7%	50.3%
England Secondary	3,327,970	1.7%	10.8%	50.2%	49.8%	17.1%	15.9%
England Primary	4,727,089	1.6%	12.6%	51%	49%	31.3%	17.7%

4. Ofsted Outcomes in Thurrock Council

- 4.1 87.8% of schools in Thurrock with a current Ofsted Inspection grade are rated as good or outstanding (10.2% outstanding and 77.6% good). This places Thurrock 68/152 local authorities for Ofsted outcomes. This compares well to East of England averages 84% of schools good or outstanding and England averages 86%.
- 4.2 92% of primary schools are rated good or outstanding and 70% of secondary schools with a current inspection grade are rated as good or outstanding.
- 4.3 There are five schools with no current inspection grade. Three of these schools are new and the other two have joined a MAT since their previous inspection and this resets their inadequate inspection grade.
- 4.4 The breakdown of the EY providers with an Ofsted judgement is as follows:
125 active providers.

OFSTED JUDGEMENT	PERCENTAGE
Outstanding	19%
Good	78%
Requires Improvement	2%
Inadequate	1%



OFSTED JUDGEMENT	TYPE OF EARLY YEARS PROVIDER		
	Childminder	Nursery/Full Day Care	Pre-school
Outstanding	13	9	2
Good	67	17	13
Requires Improvement	1	2	0
Inadequate	0	1	0
Requirements Met	21		
Requirements Not Met	1		
New Settings Not Yet Inspected	33	7	2
Total	136	36	17

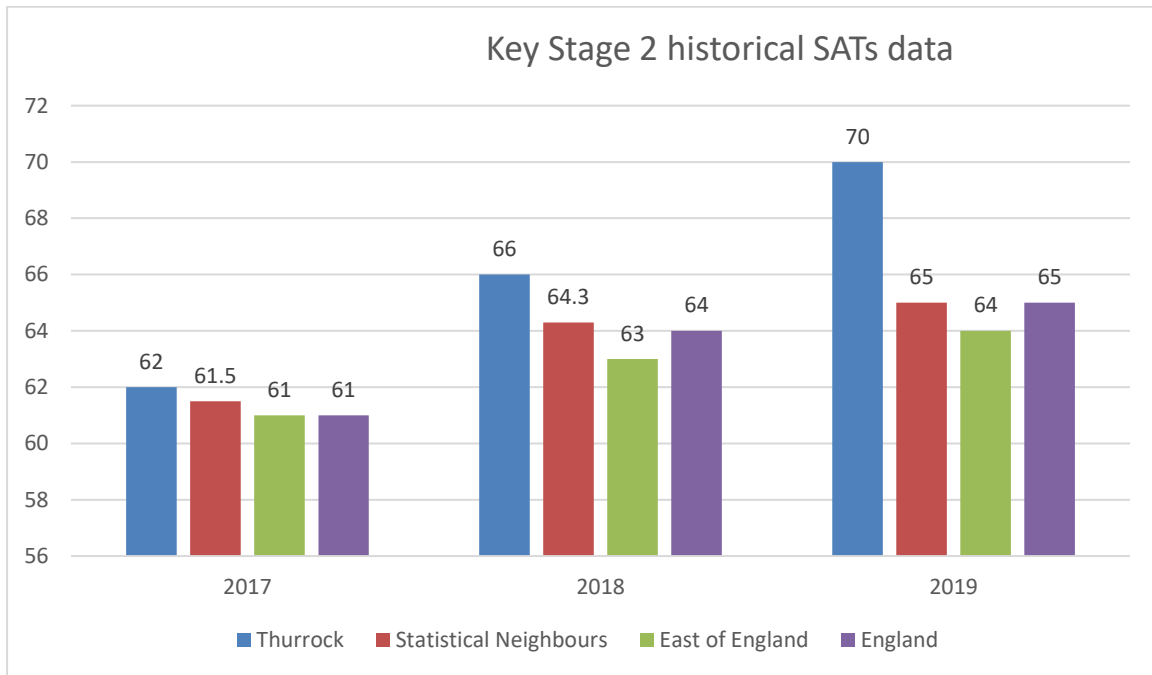
5. Outcomes for Pupils in Thurrock

- 5.1 On average primary schools in Thurrock have higher pupil attainment and progress than the average for schools in England. However due to the national pandemic there was no attainment or progress data published at the

end of 2019-20 academic year and there will be no data published for this current academic year.

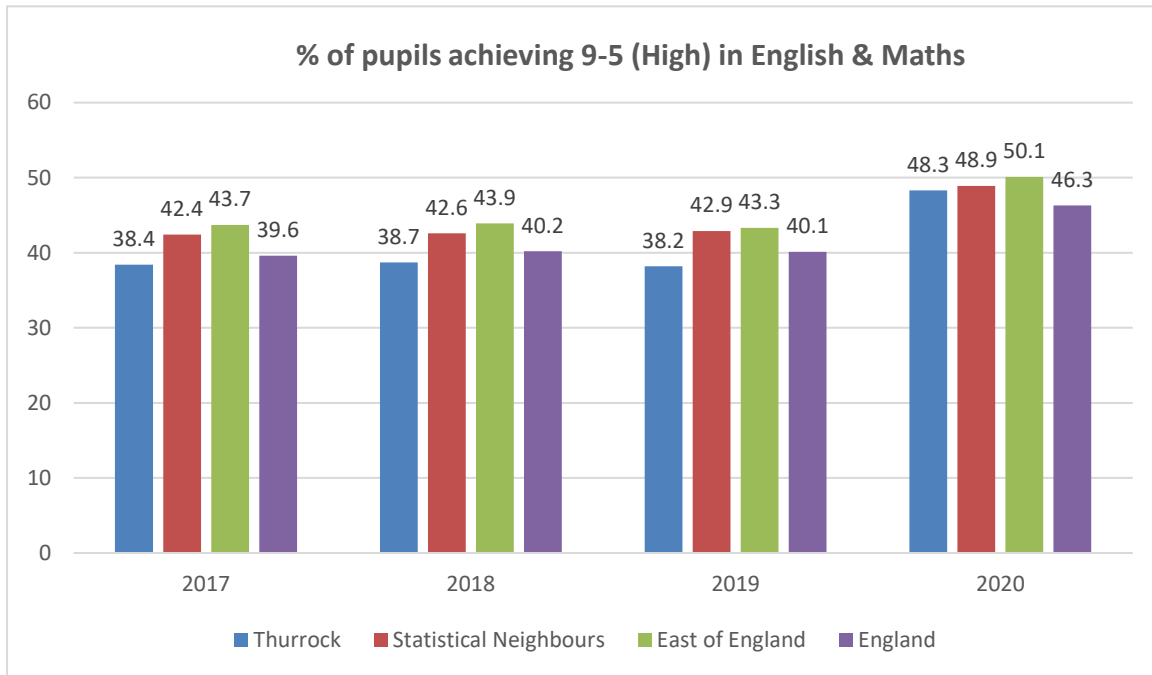
5.2 The last published end of Year 6 (Key stage 2, age 11) Standardised Assessment Tasks (SATs) shows that on average of 70% of children in Primary schools in Thurrock achieved age related expectations in reading, writing and mathematics combined.

5.3 SATs results table showing results for % of children who achieved age related expectations in reading, writing and maths combined.

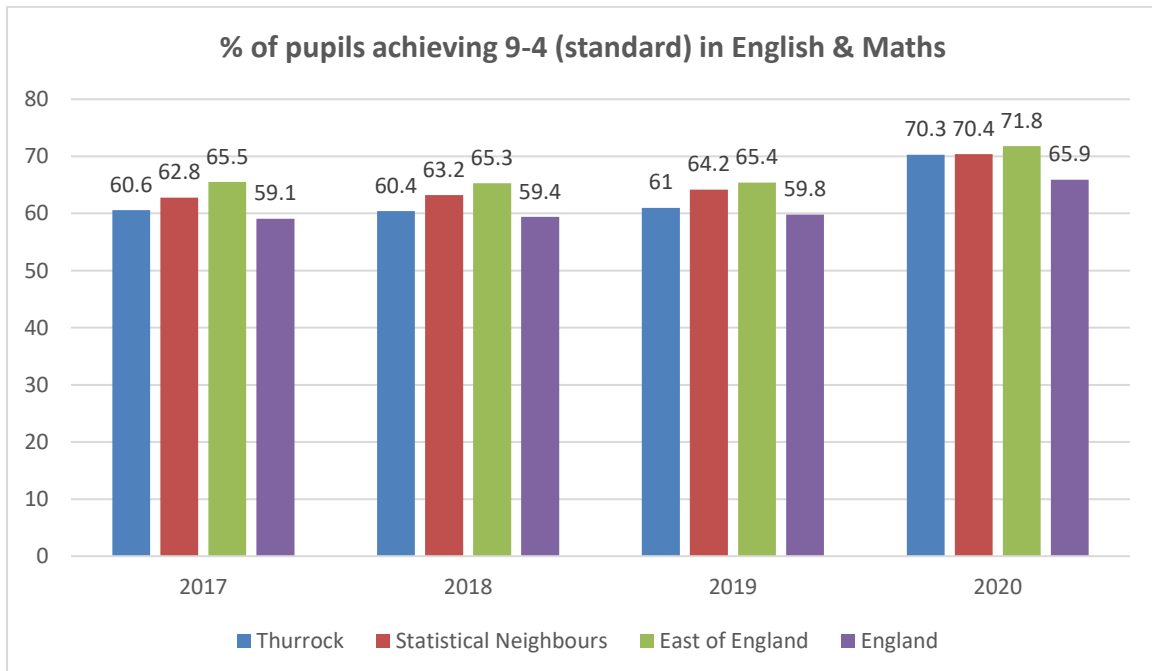


5.4 In secondary schools the government have published local authority data for GCSE results for 2020 but not individual schools' data. The data shows an improving picture.

5.5 % of Pupils achieving 9-5 pass in English and Maths



5.6 % of pupils achieving 9-4 (standard) in English & Maths



5.7 It must be remembered that GCSE results for 2019 were centre assessment grades as no pupils sat GCSE exams.

6. Teaching School Hub in Thurrock

- 6.1 The role of delivering school improvement to all schools sits with the national teaching school hubs programme. This programme has created a network of 87 centres of excellence for teacher training and development. The local teaching school hub is located within Thurrock at Harris Academy in Chafford Hundred.
- 6.2 Teaching school hubs receive an annual grant from the government, subject to conditions, including demonstrating progress against key performance indicators. Each hub has its own defined area and must serve all schools within it.
- 6.3 The teaching school hub has a wide range of courses and school improvement support; bespoke and universal packages available to all schools in Thurrock.

7. Reasons for Recommendation

This report gives an overview of the educational landscape in Thurrock and is provided as information for members who may be new to the committee.

8. Consultation (including Overview and Scrutiny, if applicable)

None

9. Impact on corporate policies, priorities, performance and community impact

10. Implications

10.1 Financial

Implications verified by: **David May**
Strategic Lead Finance

The Local Authority has little school improvement money due to the Academisation programme. However, we do still have a number of statutory duties and funding for this work is provided within our Dedicated Schools Grant funding which is overseen and agreed by Thurrock's Schools' Forum.

10.2 Legal

Implications verified by: **Lindsey Marks**
Deputy Head of Law

The Local Authority has a number of statutory education duties which include establishing a schools forum, formulating and reviewing the schools funding formula; ensuring there are enough early education and school places to allow for parental choice; the promotion of educational excellence; school admissions; establishing and funding a Standing Advisory Committee for Religious Education (SACRE); Education Welfare; school attendance and exclusions, children missing education; Responsibilities regarding employment of children; Special Educational & Health Needs; careers advice; monitoring of national curriculum assessments; outdoor education, music and creative provision for maintained schools; monitoring the education of the Local Authority's Looked After Children; home to school transport; and safeguarding.

10.3 Diversity and Equality

Implications verified by: **Roxanne Scanlon**
Community Engagement and Project
Monitoring Officer

Ensuring children and young people have a good place to learn is at the heart of the Local Authority's commitment to our children and young people. We work hard to ensure that we are providing the best life chances relating to education and the strong partnership arrangements have further imbedded this strong ethos across our local communities.

10.4 Other implications (where significant) – i.e. Staff, Health, Sustainability, Crime and Disorder)

None

11. Background papers used in preparing the report (including their location on the Council's website or identification whether any are exempt or protected by copyright):

None.

12. Appendices to the report

Appendix 1

Report Author:

Andrea Winstone

Strategic Lead School Effectiveness & SEND
Children's Services